

## Christians in Tamil Nadu

*Tamil Nadu has a considerable Christian population. Of the total 2.78 crore Christians counted in India in 2011, 44 lakh are in Tamil Nadu, where they form 6.12 percent of the population. Their number and share in Tamil Nadu is the highest of all major States except the adjoining Kerala. Tamil Nadu and Kerala account for more than 1 crore of Christians in the country.*

*Christians in Tamil Nadu are spread across nearly all the districts, but their presence is relatively higher in a few pockets, which are also spread across different parts of the State. Their highest presence is in the south, particularly in Kanniyakumari. This district alone accommodates one-fifth of all Christians in the State.*

*The share of Christians in the State as well as in many of the districts has been rising slowly for several decades. But their growth has been very rapid in Kanniyakumari, where their share in the population rose from 30.7 percent in 1921 to 34.7 percent in 1951 and has risen to 46.8 percent since then. There has been an accretion of 2.4 percentage points during the last decade alone.*

*Besides Kanniyakumari, the growth of Christians has been remarkable in Kancheepuram and Thiruvallur districts that surround Chennai city. These two earlier formed the single district of Chengalpattu; the share of Christians in the undivided Chengalpattu district has risen from 2.35 percent in 1951 to 6.35 percent in 2011.*

*The number and share of Muslims in Tamil Nadu is almost similar to the Christians. But they are spread even more uniformly across the State. Their highest concentration is in Ramanathapuram, where they form 15.4 percent of the population.*

*Tamil Nadu is one of the rare States where Christians have grown faster than the Muslims in the period following Independence. Between 1951 and 2011, the number of Christians has risen from 14.3 to 44.2 lakh, while that of Muslims has grown from 14.4 to 42.3 lakh. In the same period, the share of Muslims in the population has grown from 4.79 to 5.86 percent and of the Christians from 4.74 to 6.12 percent.*

*Tamil Nadu is also unusual in having several districts and many more taluks with considerable presence of both Christians and Muslims. In general, the areas of high presence of these two communities tend to be different. In conformity with that trend, the share of Muslims in Kanniyakumari—where Christians have a very high and rapidly growing presence—is low.*

## Religious Demography of Tamil Nadu

	Numbers		Percent Share		%GR
	2001	2011	2001	2011	2001-11
Total	6,24,05,679	7,21,47,030	100.00	100.00	15.61
Hindu	5,49,85,079	6,31,88,168	88.11	87.58	14.92
Muslim	34,70,647	42,29,479	5.56	5.86	21.86
Christian	37,85,060	44,18,331	6.07	6.12	16.73
Sikh	9,545	14,601	0.02	0.02	52.97
Buddhist	5,393	11,186	0.01	0.02	107.42
Jain	83,359	89,265	0.13	0.12	7.09
ORP	7,252	7,414	0.01	0.01	2.23
RNS	59,344	1,88,586	0.10	0.26	217.78

### *Tamil Nadu has the second largest number of Christians*

There are 44 lakh Christians counted in Tamil Nadu in 2011. This is the second largest number of Christians in any State after Kerala. The number of Christians in the latter State is 61 lakh. Thus, of about 2.8 crore Christians in India, more than a crore are in these two States forming the southernmost tip of India.

### *Share of Christians in Tamil Nadu is also the highest among the major States*

The share of Christians in the population of Tamil Nadu works out to be 6.1 percent. This is far lower than their share of 18.4 percent in Kerala, but is still the second highest of all major States of India. Arunachal Pradesh, Nagaland, Mizoram, Manipur and Meghalaya in the northeast, and five other smaller States and UTs, namely, Sikkim, Goa, Puducherry and Andaman & Nicobar Islands have a higher share of Christians than Tamil Nadu.

## Growth of Christians and Muslims in Tamil Nadu

### *Share of both Christians and Muslims has risen slowly*

Christians and Muslims both have a share of around 6 percent in the population of Tamil Nadu, and the share of both has grown slowly to this level from somewhat less than 5 percent in 1951. There were around 14.3 lakh Christians and 14.4 lakh Muslims in the State in 1951; their numbers in 2011 are 44.2 and 42.3 lakh, respectively. Christians have multiplied by a factor of 3.10 and Muslims by 2.93 in this period, while the total population has multiplied by a considerably lower factor of 2.40. The share of Christians has therefore increased from 4.74 to 6.12 percent and that of Muslims from 4.79 to 5.86 percent.

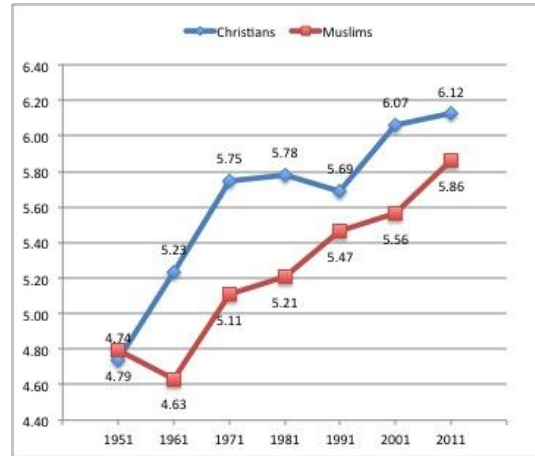
	Number		%Share	
	Christians	Muslims	C	M
1951	14,27,382	14,42,935	4.74	4.79
1961	17,62,954	15,60,414	5.23	4.63
1971	23,67,749	21,03,899	5.75	5.11
1981	27,98,048	25,19,947	5.78	5.21
1991	31,79,410	30,52,717	5.69	5.47
2001	37,85,060	34,70,647	6.07	5.56
2011	44,18,331	42,29,479	6.12	5.86

### *Growth of Christians has been faster than the Muslims*

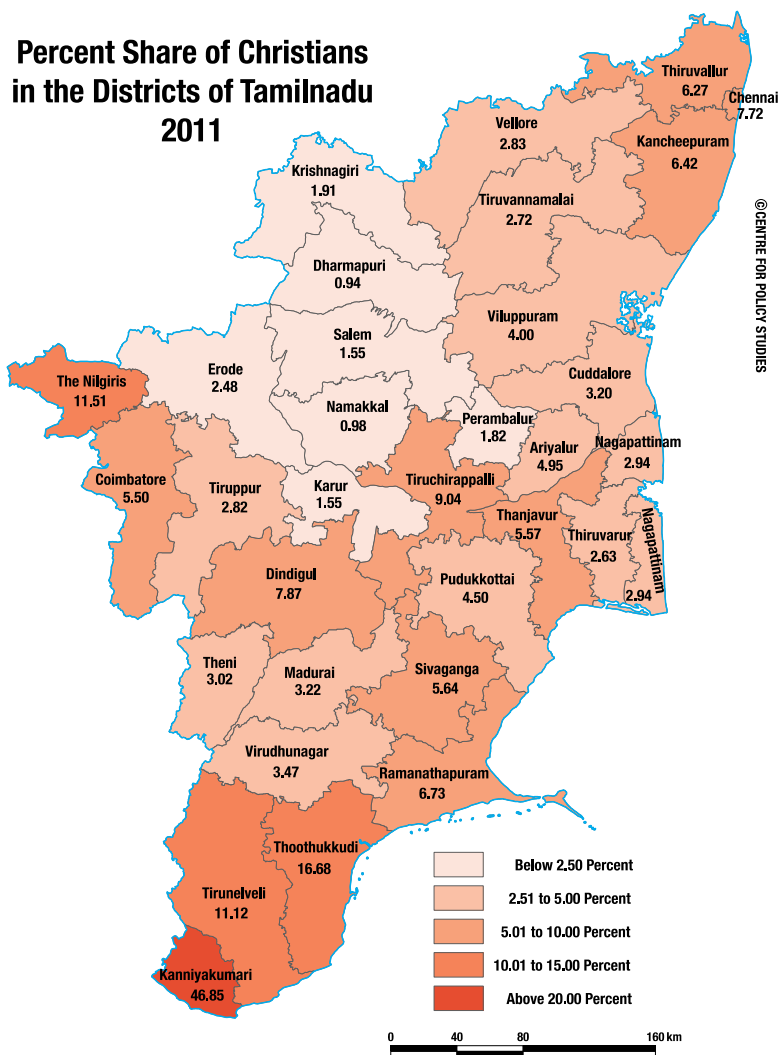
Contrary to the trend of other major States of India, overall growth of Christians in Tamil Nadu has been somewhat higher than that of Muslims in the six decades since Independence. As seen in the Table here, this difference in the growth of the two has arisen mainly because of the extraordinarily low growth of Muslims during 1951-61. Muslims experienced a relatively lower growth again during 1991-2001. Except for these two decades, the

Decade	T	C	M
1951-61	11.85	23.51	8.14
1961-71	22.30	34.31	34.83
1971-81	17.50	18.17	19.78
1981-91	15.39	13.63	21.14
1991-01	11.72	19.05	13.69
2001-11	15.61	16.73	21.86

decadal growth of Muslims has been faster than that of Christians. During 2001-11, they have grown by 21.86 percent compared to the growth of 16.73 percent of Christians and 15.61 percent of the total population. These differences in growth have, of course, led to changes in the share of the two communities in the total population of Tamil Nadu; the figure here graphically depicts the changing percentage shares of the two communities since 1951 and the relatively higher overall growth of Christians in this period.



### Distribution of Christians across the districts



As seen in the Map here, Christians in Tamil Nadu have a presence of more than *two and a half* percent in all districts, except Krishnagiri, Dharmapuri, Salem, Namakkal, Karur

and Perambalur; these 7 districts seem to form a distinct pocket located mainly in the northwest of the State. In the rest of the State, Christians have a non-negligible presence everywhere, yet they are particularly concentrated in five distinct pockets. Below, we discuss the presence and growth of Christians in these pockets of Christian concentration:

**THIRUVALLUR-CHENNAI- KANCHEEPURAM POCKET IN THE NORTH**

*Chennai city and surrounding districts form this pocket*

This pocket comprising Chennai city and the two surrounding districts of Thiruvallur and Kancheepuram accommodates 8.5 lakh of the total 44.2 lakh Christians in the State. Their share in Chennai is 7.7 percent and it is above 6 percent in the other two districts.

*Christian share has grown rapidly in this pocket especially after 1991*

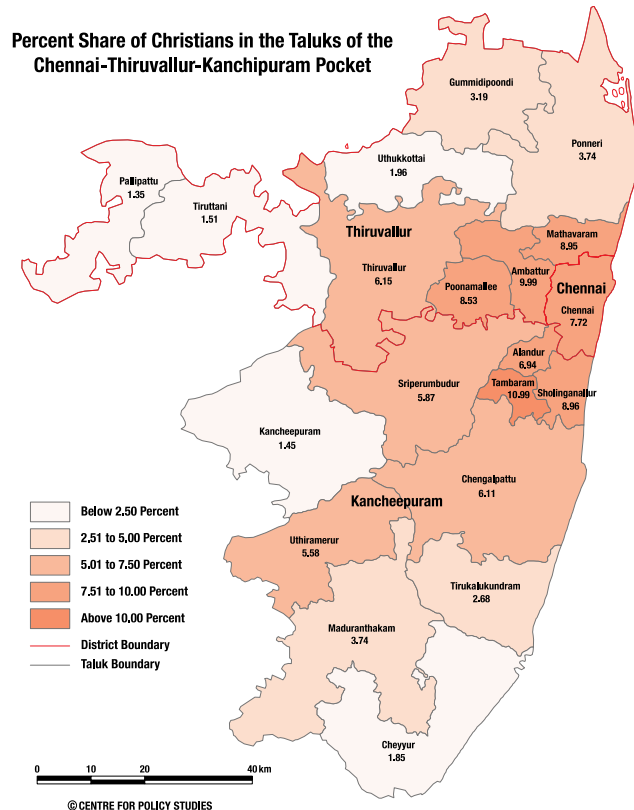
As seen in the Table here, the share of Christians in Chennai city district was declining up to 1991; it experienced a sudden spurt during 1991-2001 and there has been some rise again in the last decade. Kancheepuram and Thiruvallur together formed the district of Chengalpattu up to 1991. In this composite district, the share of Christians has risen from 2.15 percent in 1951 to 6.35 percent in 2011. The rise has been consistent and continuous, but it has been assisted by two large spurts; the share of Christians rose from 2.64 to 4.09 percent during 1961-71 and again from 4.55 to 6.04 percent during 1991-2001.

	%Share of Christians	
	Cheng	Chen
1951	2.15	7.78
1961	2.64	6.90
1971	4.09	6.63
1981	4.54	6.72
1991	4.55	6.38
2001	6.04	7.63
2011	6.35	7.72

Chen: Chennai, Cheng: Chengalpattu district

*Christian Concentration is high in Chennai city and surrounding taluks*

As seen in the map of the share of Christians in the taluks of these three districts, the Christians here are concentrated in Chennai and in the taluks immediately adjoining the city. Thus, the share of Christians in Mathavaram, Poonamallee and Ambattur of Thiruvallur is 8.95, 8.53 and 7.63 percent respectively; and it is 10.99, 9.99 and 8.96 percent, respectively, in Tambaram, Alandur and Sholinganallur taluks of Chennai. Christian presence is also high in Thiruvallur, Sriperumbudur and Chengalpattu, which form the next ring of taluks around Chennai city. The share of Christians is surprisingly high also in Uttiramerur, a farther taluk of Kancheepuram. Uttiramerur town, the headquarters of this taluk, is an ancient city renowned for its tanks,



temples and town-architecture and for popular institutions elected through a formal polling process that is inscribed on the walls of one of the earliest temples.

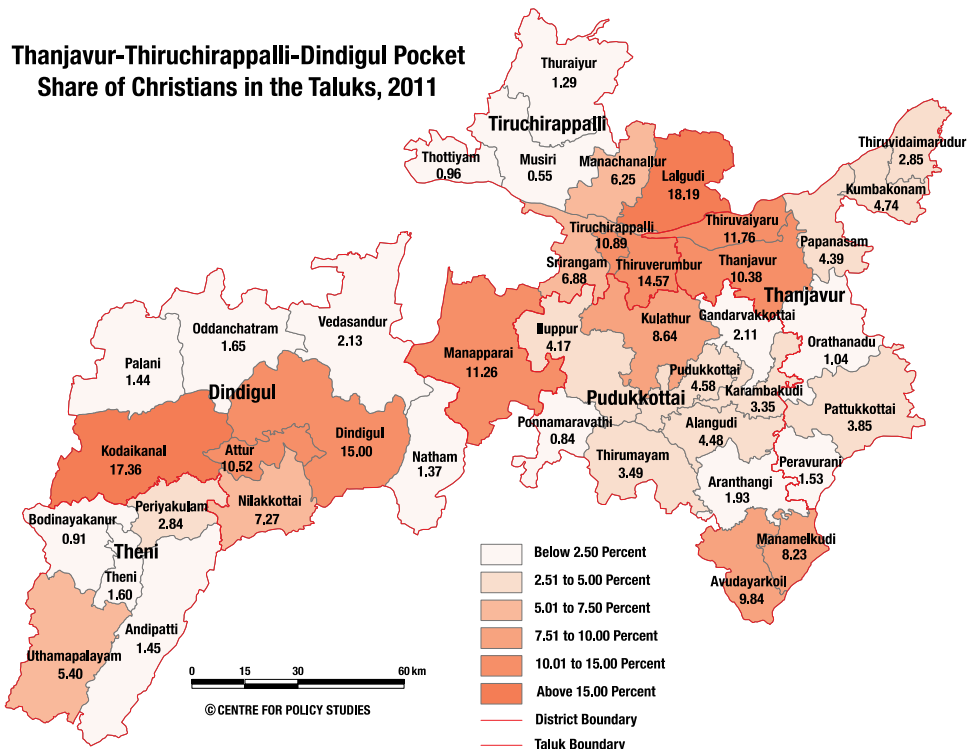
#### THANJAVUR-TIRUCHIRAPPALLI-DINDIGUL POCKET IN THE MIDDLE

*Christians have a significant presence in the heart of Tamil Nadu*

There are another 5.5 lakh Christians in these three districts that lie in the middle and form the cultural centre of the State. Their share is the highest in Tiruchirappalli at 9 percent; they have a share of 7.9 percent in Dindigul and 5.6 percent in Thanjavur.

*Christian presence in this pocket has remained relatively stable*

Christian presence in this region has remained more or less stable over the last several decades. Long time-series data is available only for the composite Thiruchirappalli-Thanjavur-Pudukkottai region, which includes the current districts of Ariyalur, Perambalur, Karur, Pudukkottai, Thiruvarur and Nagapattinam. In the region comprising these, Christians formed 4.01 percent of the population in 1951; their share increased to 4.97 percent in 1981 and has remained around that figure since then. Dindigul was carved out of Madurai after 1981 and Theni was formed after 1991. In composite Madurai district, the share of Christians has risen slowly from 3.29 percent in 1951 to 4.74 percent in 2001 and has remained unchanged during the last decade. Dindigul district, however, has seen some rise in the Christian share from 7.57 to 7.87 percent during 2001-11.



*Within this pocket Christians are concentrated in several sub-pockets*

Within this large pocket, there are several sub-pockets with much higher presence of Christians than the average. Thus, Lalgudi, Tiruchirappalli and Thiruverumbur taluks of

Thiruchirappalli and Thiruvaiyaru and Thanjavur taluk of Thanjavur district form a compact sub-pocket in which the share of Christians is above 10 percent in every taluk; in Lalgudi and Thiruverambur it is as high as 18.2 and 14.6 percent, respectively. Then there is Manapparai of Thiruchirappalli with Christian presence of 11.3 percent. Kodaikanal, Attur and Dindigul form another sup-pocket of contiguous taluks in each of which the share of Christians is above 10 percent. In Kodaikanal, their share is as high as 17.4 percent. In the Map above, we have also included Theni and Pudukkottai, which have some taluks with high Christian presence.

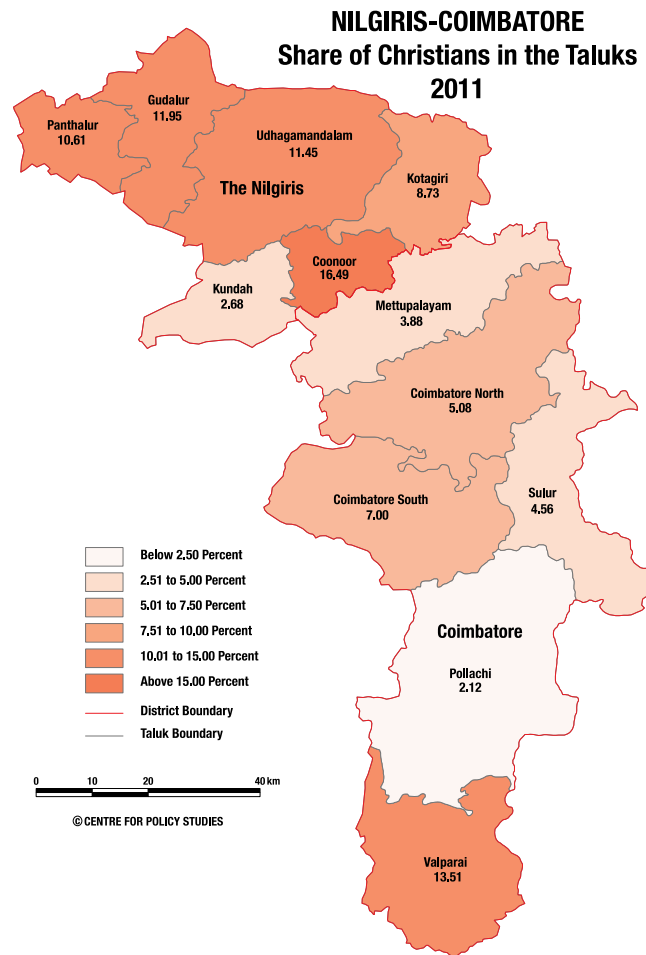
#### NILGIRIS-COIMBATORE POCKET IN THE WEST

*Christian presence is high in the Nilgiris*

There are more than 4 lakh Christians in this pocket. Their share in the population of the Nilgiris district is 11.5 percent. In Coimbatore, it is lower at 5.5 percent, but is much higher in some of the taluks of this district.

*Christians have a high presence in nearly all taluks of the Nilgiris*

As seen in the map here of the share of Christians in the taluks of this pocket, Christian presence is above 10 percent in 4 of the 6 taluks in the Nilgiris, and in Kotagiri taluk it is 8.7 percent. Only in Kundah taluk of this district, the share of Christians is rather small. The share of Christians is also high at 13.5 percent in Valparai taluk of Coimbatore also, though this taluk is not contiguous with the Nilgiris.



*Christian presence in this pocket has been rising since 1991*

The growth of Christians in the Nilgiris has been quite erratic during the last several decades. But, as seen in the Table here, their share has risen consistently during the last two decades. Erode and Thiruppur have been carved out of Coimbatore recently. Longer time-series data is available for this composite district; the share of Christians in this district has also grown consistently and considerably during the last couple of decades.

	%Share of Christians	
	N	C
1981	12.17	3.04
1991	11.04	2.98
2001	11.45	3.52
2011	11.51	3.86

N: Nilgiris, C: Comp Coimbatore

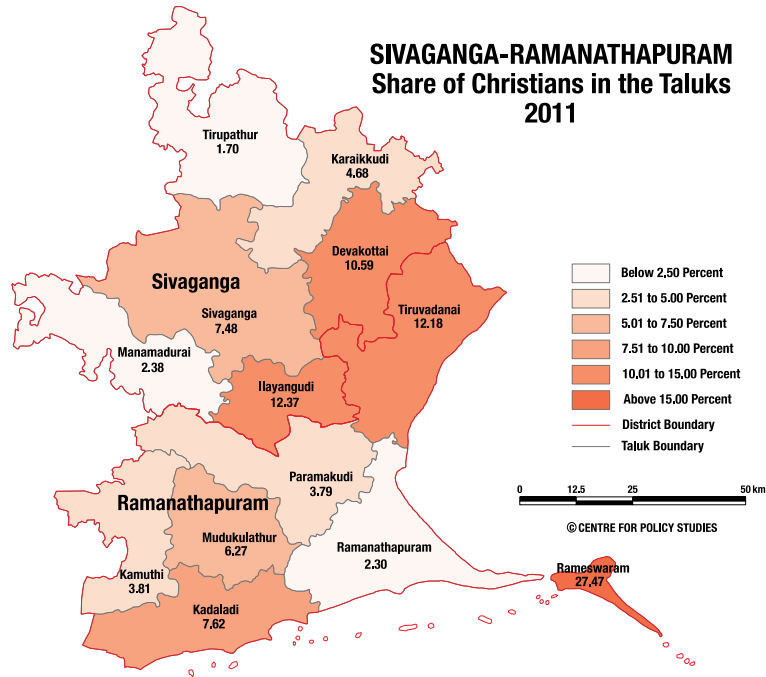
SIVAGANGA-RAMANATHAPURAM POCKET IN THE SOUTHEAST

*Share of Christians is high in Ramanathapuram district*

There are about 1.7 lakh Christians in these two districts in the southeast. Their share in Sivaganga is 5.6 percent 7.6 percent in Ramanathapuram.

*But their presence is high in several taluks of both districts*

As seen in the Map here, within this pocket there is a sub-pocket comprising three contiguous taluks—Devakottai and TiruvadanaI of Sivaganga and Ilayangudi of Ramanathapuram—in each of which the share of Christians is above 10 percent.



The share of Christians in this pocket is, however, the highest in the holy island of Rameswaram, where they form 27.5 percent of the population.

*Share of Christians in this pocket has somewhat declined since 1991*

The share of Christians in this pocket seems to have somewhat declined over the last couple of decades. In Sivaganga, their share was 6.04 percent in 1991; it is 5.64 percent now. In Ramanathapuram, their share has declined from 7.22 percent in 1991 to 6.73 percent now.

	%Share of Christians	
	S	R
1991	6.04	7.22
2001	5.86	7.08
2011	5.64	6.73

S: Sivaganga,  
R: Ramanathapuram

THIRUNELVELI-THOOTHUKKUDI-KANNIYAKUMARI POCKET IN THE SOUTH

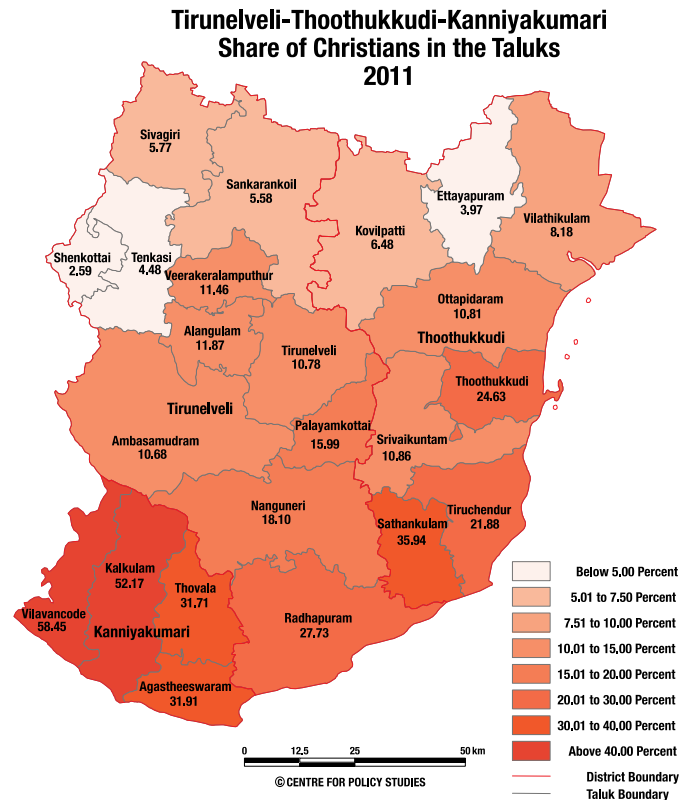
*Christians have their highest concentration here*

These three districts on the southernmost tip of India constitute a pocket of the highest Christian concentration in Tamil Nadu. Of 44 lakh Christians counted in the State in 2011, 15 lakh are in this pocket. Their share in the population of Thirunelveli, Thoothukkudi and Kannyiakumari is 11.1, 16.7 and 46.9 percent, respectively.

*Christian concentration in some of the taluks is even higher*

As seen in the Map below of the share of Christians in the taluks of this pocket, the share of Christians is above 20 percent in the coastal taluks of Thoothukkudi, Tiruchendur, Sathankulam and Radhapuram of Thoothukkudi district; in Sathankulam, the share of Christians is as high as 35.9 percent. Their share is above 30 percent in all four taluks of

Kanniyakumari, and in two of these—Vilavancode and Kalkulam—the share of Christians is as high as 58.4 and 52.2 percent, respectively.



*Share of Christians has been growing slowly in Tirunelveli-Thoothukkudi*

The share of Christians in Tirunelveli-Thoothukkudi part of this pocket has been growing slowly over the last several decades; in the composite Tirunelveli district, which includes Thoothukkudi, the share of Christians has risen from 11.7 percent in 1951 to 12.34 percent in 1981 and 13.14 percent in 2011.

*Share of Christians in Kanniyakumari has been rising very rapidly*

Year	1921	1931	1941	1951	1961	1971	1981	1991	2001	2011
Number	1,51,496	1,94,756	2,21,737	2,87,100	3,67,800	4,75,600	5,51,900	6,77,676	7,45,406	8,76,299
%Share	30.66	33.47	32.75	34.74	36.89	38.89	38.78	42.35	44.47	46.85

In Kanniyakumari district of this pocket, however, there has been a very rapid rise in the number and share of Christians. Between 1921 and 2011, the number of Christians in this district has risen from 1.5 to 8.8 lakhs, and their share in the population has grown from by more than 16 percentage points, from 30.7 to 46.9 percent. In general, there has been an accretion of 2 percentage points to their share in every decade. The pattern was broken only in 1931-41 and in 1971-81, when there was some decrease in the share of Christians. The decrease of 1971-81 was, however, made up in the next decade, when there was an unusually high accretion of 3.6 percentage points in their share.



*Christian growth has been even faster in some of the Taluks*

The growth of Christians has been even faster in Vilavancode and Kalkulam, the two taluks where the Christians are now in a majority. In the former, the share of Christians has risen from 46 percent in 1981 to 58.5 percent in 2011; an accretion of 12.5 percentage points in three decades. In the latter, the rise has been from 43.2 percent in 1981 to 52.2 percent in 2011. In both these taluks, even the *absolute* number of Indian Religionists had declined in the previous decade of 1991-2001.

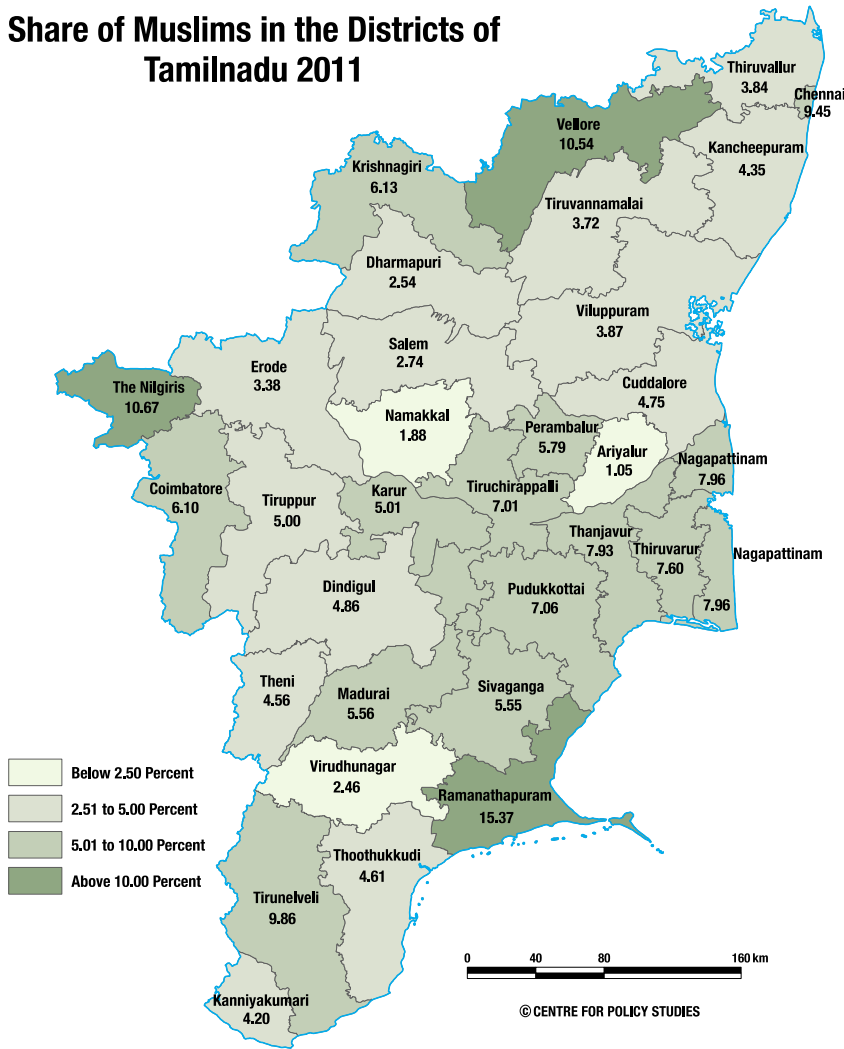
	%Share of Christians	
	V	K
1981	46.14	43.16
1991	50.96	47.68
2001	56.09	49.23
2011	58.45	52.17

V: Vilavancode Taluk  
K: Kalakulam Taluk

The decline could be attributed to either conversion to Christianity or forced migration out of these taluks. In the last decade of 2001-11, the number of Indian Religionists has registered some increase in these two taluks, though the share of Christians has increased by more than 2 percentage points in both.

**Muslims in Tamil Nadu**

**Share of Muslims in the Districts of Tamilnadu 2011**



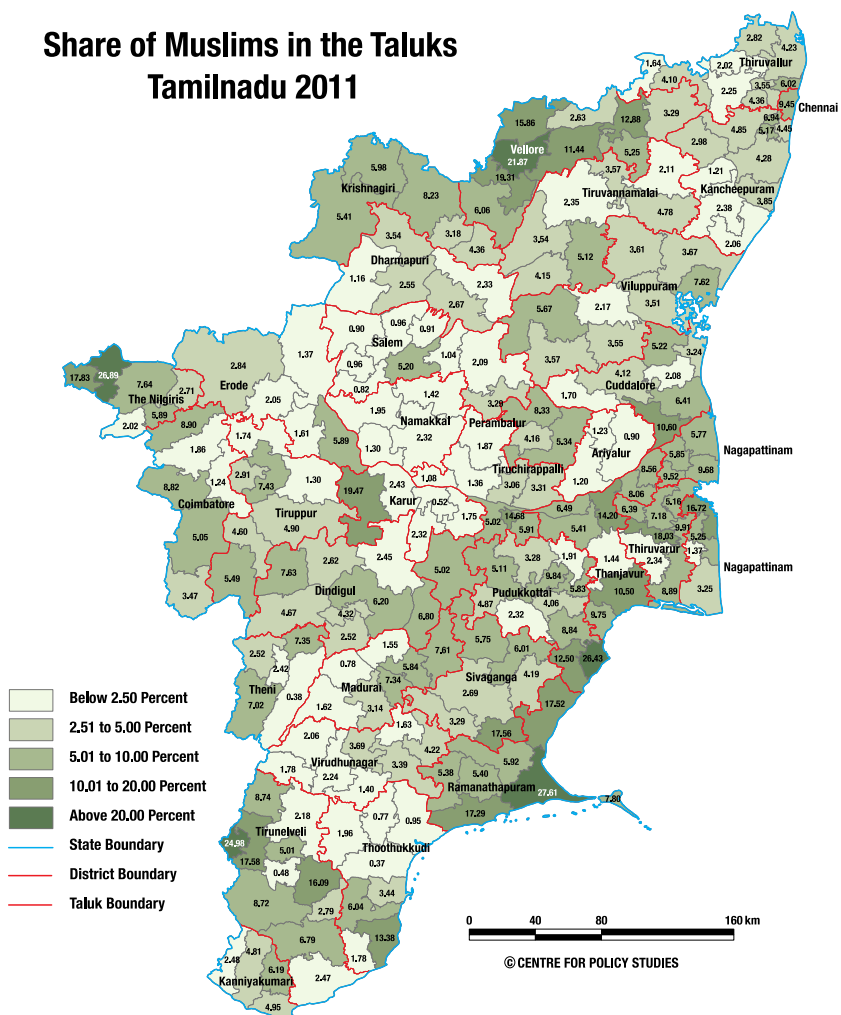
As we have seen at the beginning of this note, the number and share of Christians and Muslims in Tamil Nadu is almost similar. The rise in the share of both has also been relatively slow; but, the share of Muslims has grown even slower than the Christians, though during 2001-11, the growth of the former has been considerably higher.

*Distribution of Muslims across the districts of Tamil Nadu*

Contrary to the pattern in much of the country, there are several districts in Tamil Nadu where both Muslims and Christians have a considerable presence. As seen in the Map above of the share of Muslims in the districts of Tamil Nadu, Muslim presence is near or above 10 percent in Chennai, the Nilgiris, Ramanathapuram and Tirunelveli, all of which, as we have seen, have a relatively high presence of Christians. Muslims also have a relatively high share in Thanjavur-Thiruchirappalli region, which is also a pocket of high Christian presence. Besides these, Muslims have a high share of 10.5 percent in Vellore.

*Distribution of Muslims across the sub-districts (taluks) of Tamil Nadu*

As may be seen from the map of the share of Muslims in the taluks, the correspondence between the high Muslim and Christian presence persists in many cases at this level also.



*Taluks with Muslim share of above 10 percent*

There are in all 24 taluks in which the share of Muslims is above 10 percent and in 5 of these their share is above 20 percent. The highest Muslim presence of 27.6 percent is in Ramanathapuram taluk of the district with the same name; Christian presence in this taluk is low at just 2.3 percent. But, Muslim presence is high in Tiruvadana and Kadaladi of this district also at 17.5 and 17.3 percent, respectively; these two have a considerable Christian presence of 12.2 and 7.6 percent. The second highest Muslim presence of 26.9 percent in the State is in Gudalur of the Nilgiris; this taluk also has a considerable Christian presence of about 12 percent. There are of course many taluks with high Muslim but negligible Christian presence. But it is indeed remarkable that of the 24 taluks with Muslim share of more than 10 percent, 7 also have Christian presence of above 10 percent and there are another 4 with Christian presence between 5 and 10 percent.

**Taluks with Muslim share of above 10 percent**

District	Taluk	C	M
Ramanathapuram	Ramanathapuram	2.30	27.61
The Nilgiris	Gudalur	11.95	26.89
Pudukkottai	Manamelkudi	8.23	26.43
Tirunelveli	Shenkottai	2.59	24.98
Vellore	Ambur	3.83	21.87
Karur	Aravakurichi	1.43	19.47
Vellore	Vaniyambadi	1.02	19.31
Thiruvarur	Needamangalam	2.92	18.03
The Nilgiris	Panthalur	10.61	17.83
Tirunelveli	Tenkasi	4.48	17.58
Sivaganga	Ilayangudi	12.37	17.56
Ramanathapuram	Tiruvadana	12.18	17.52
Ramanathapuram	Kadaladi	7.62	17.29
Nagapattinam	Nagapattinam	2.90	16.72
Tirunelveli	Tirunelveli	10.78	16.09
Vellore	Gudiyatham	2.04	15.86
Tiruchirappalli	Tiruchirappalli	10.89	14.68
Thanjavur	Papanasam	4.39	14.20
Thoothukkudi	Tiruchendur	21.88	13.38
Vellore	Wallajah	2.69	12.88
Pudukkottai	Avudayarkoil	9.84	12.50
Vellore	Vellore	3.68	11.44
Cuddalore	Kattumannarkoil	6.78	10.60
Thanjavur	Pattukkottai	3.85	10.50

*Taluks with Christian presence of more than 10 percent*

It is interesting to also look at the 35 taluks with Christian presence of above 10 percent; among these, there are only 7 that have Muslim presence of above 10 percent, but there are another 13 with Muslim presence of between 5 and 10 percent.

**Taluks with Christian share of above 13 percent**

District	Taluk	C	M
Kanniyakumari	Vilavancode	58.45	2.48
Kanniyakumari	Kalkulam	52.17	4.81
Thoothukkudi	Sathankulam	35.94	1.78
Kanniyakumari	Agastheeswaram	31.91	4.95
Kanniyakumari	Thovala	31.71	6.19
Tirunelveli	Radhapuram	27.73	2.47
Ramanathapuram	Rameswaram	27.47	7.80
Thoothukkudi	Thoothukkudi	24.63	3.44
Thoothukkudi	Tiruchendur	21.88	13.38
Tiruchirappalli	Lalgudi	18.19	3.31
Tirunelveli	Nanguneri	18.10	6.79
Dindigul	Kodaikanal	17.36	4.67
The Nilgiris	Coonoor	16.49	5.89
Tirunelveli	Palayamkottai	15.99	2.79
Dindigul	Dindigul	15.00	6.20
Tiruchirappalli	Thiruverumbur	14.57	5.91
Coimbatore	Valparai	13.51	3.47

**Taluks with Christian share of between 10 to 13 percent**

District	Taluk	C	M
Sivaganga	Ilayangudi	12.37	17.56
Ramanathapuram	Tiruvadana	12.18	17.52
The Nilgiris	Gudalur	11.95	26.89
Tirunelveli	Alangulam	11.87	0.48
Thanjavur	Thiruvaiyaru	11.76	6.49
Tirunelveli	Veerakeralamputhur	11.46	5.01
The Nilgiris	Udhagamandalam	11.45	7.64
Tiruchirappalli	Manapparai	11.26	5.02
Kancheepuram	Tambaram	10.99	5.17
Tiruchirappalli	Tiruchirappalli	10.89	14.68
Thoothukkudi	Srivaikuntam	10.86	6.04
Thoothukkudi	Ottapidaram	10.81	0.37
Tirunelveli	Tirunelveli	10.78	16.09
Tirunelveli	Ambasamudram	10.68	8.72
The Nilgiris	Panthalur	10.61	17.83
Sivaganga	Devakottai	10.59	4.19
Dindigul	Attur	10.52	4.32
Thanjavur	Thanjavur	10.38	5.41

This makes Tamil Nadu perhaps the only State where Muslims and Christians both have a substantial presence in several districts and taluks.

## Summing up

1. Tamil Nadu has the second largest number of Christians in the country after Kerala. In 2011, there are 44 lakh Christians in Tamil Nadu and 61 lakh in Kerala. These two southernmost States of India thus accommodate more than a crore of the total 2.8 crore Christians in the country.
2. The share of Christians in Tamil Nadu is 6.1 percent, which is also the second highest among the major States of India, though the proportion of Christians is higher in some of the smaller States and Union Territories, including some in the northeast.
3. The share of Christians in the State has been growing slowly since 1951, when they had a share of 4.7 percent in the population.
4. Christians in Tamil Nadu are concentrated in several pockets spread across the State. These include a pocket around Chennai city in the north; another comprising parts of Thanjavur, Tiruchirappalli and Dindigul in the middle; the Nilgiris and parts of Coimbatore in the west; Sivaganga and Ramanathapuram in the southeast; and, Tirunelveli, Thoothukkudi and Kanniyakumari in the south.
5. Of the pockets of high Christian concentration, the most intense is that around Kanniyakumari. The share of Christians in Kanniyakumari district has grown steadily for several decades and has increased by more than 16 percentage points between 1921 and 2001. Christians now form a near majority in the district with a share of 46.9 percent.
6. The northern pocket around Chennai city has also been witnessing considerable growth in the share of Christians. In the composite Chengalpattu district, which has been divided into the two districts of Thiruvallur and Kancheepuram that surround Chennai, the share of Christians has risen from 2.2 percent in 1951 to 6.4 percent now in 2011. Chengalpattu has seen major spurts in the Christian presence during 1961-71 and 1991-2001.
7. The number and share of Muslims in Tamil Nadu is nearly equal to that of Christians. They have their pockets of high concentration in the eastern coastal taluks of Ramanathapuram and Pudukkottai, in some western taluks of Tirunelveli bordering Kerala, in Vellore in the north and in the Nilgiris in the west.
8. In Ramanathapuram taluk of Ramanathapuram, Manamelkudi taluk of Pudukkottai, Shenkottai of Tirunelveli and Gudalur of the Nilgiris, the share of Muslims is between 25 and 28 percent and it is about 22 percent in Ambur of Vellore district.
8. Overall growth in the share of Muslims in Tamil Nadu since 1951 has been less than that of Christians. But, there has been a visible spurt in their growth during 2001-11.
9. The presence of Christians and Muslims in Tamil Nadu, like in Kerala, has historical antecedents. But, much of the growth in their presence in Tamil Nadu, as also in Kerala, seems to have occurred during the British period and in the period of Independent India. Unfortunately, we have not so far invested much effort in documenting the history of growth of these communities in this strategically and civilisationally important part of India. The data that we have compiled above provides the basis as well as the rationale for undertaking such historical studies in a systematic manner.