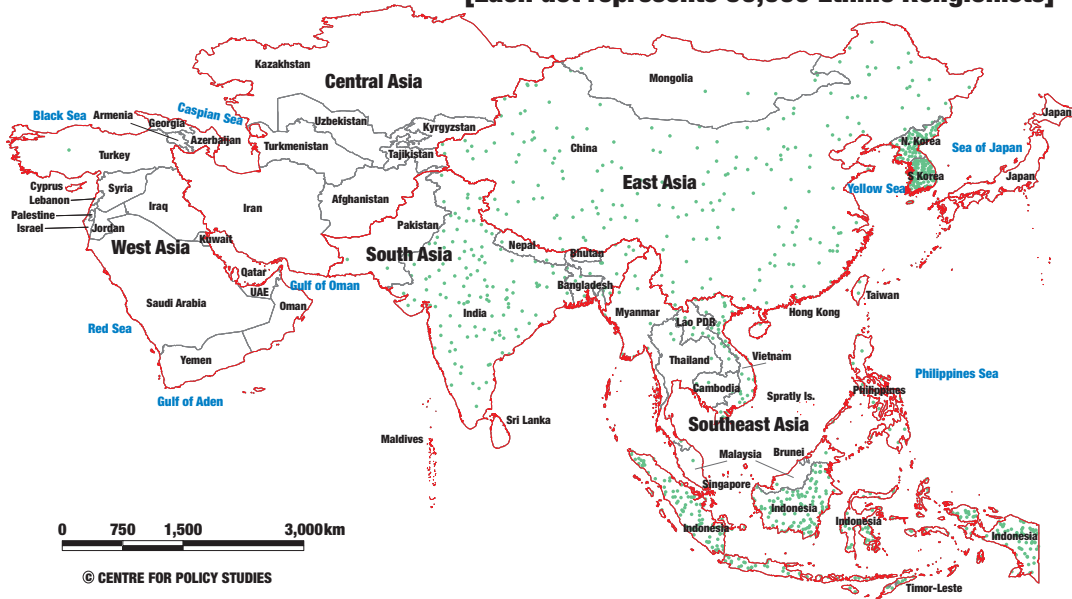


The changing religious profile of Asia: Maps of Other Religions and the Irreligious

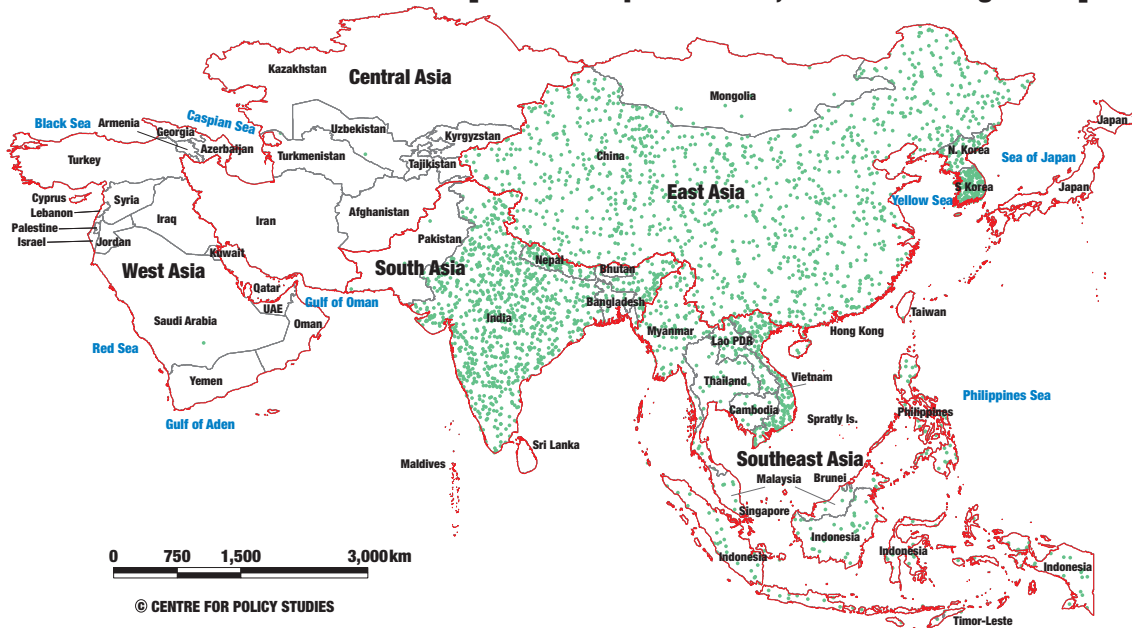
In this graphic appendix to the previous note, we give maps of the distribution of Ethnic Religions and New Religions in different regions and countries of Asia in 1900 and 2010. We also give maps of the distribution and share of the Irreligious in 1970 and 2010. Since, there were less than 6 million of the Irreligious in Asia in 1900 forming only about 0.01 percent of the population, we have not given maps of the Irreligious for 1900.

It would be instructive to look at those maps while reading through the description of the changes given in the previous note.

ASIA 1900 DISTRIBUTION OF ETHNIC RELIGIONISTS [Each dot represents 50,000 Ethnic Religionists]

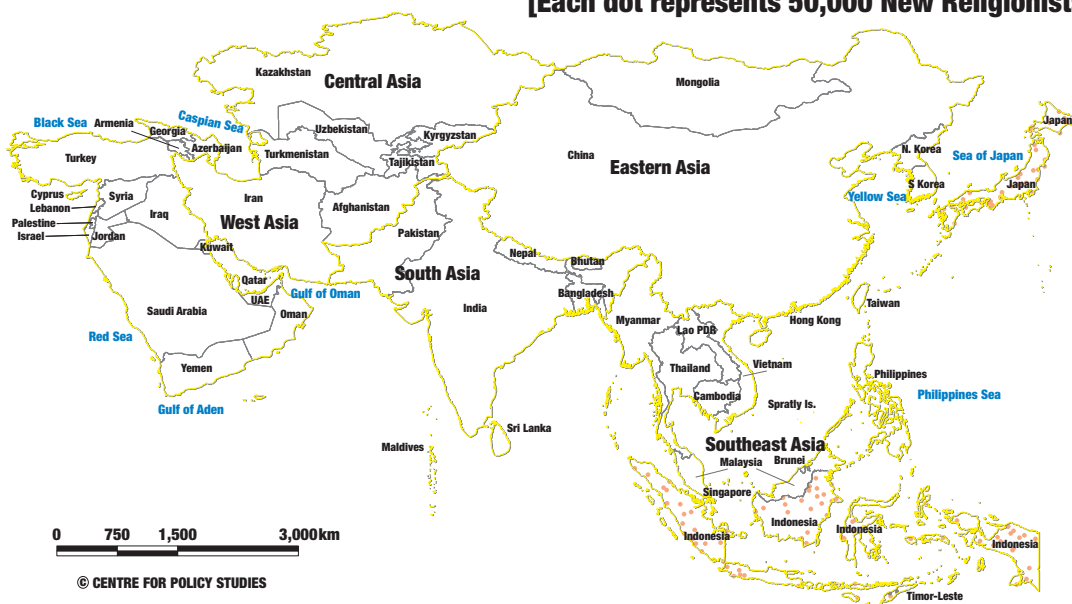


ASIA 2010 DISTRIBUTION OF ETHNIC RELIGIONISTS [Each dot represents 50,000 Ethnic Religionists]

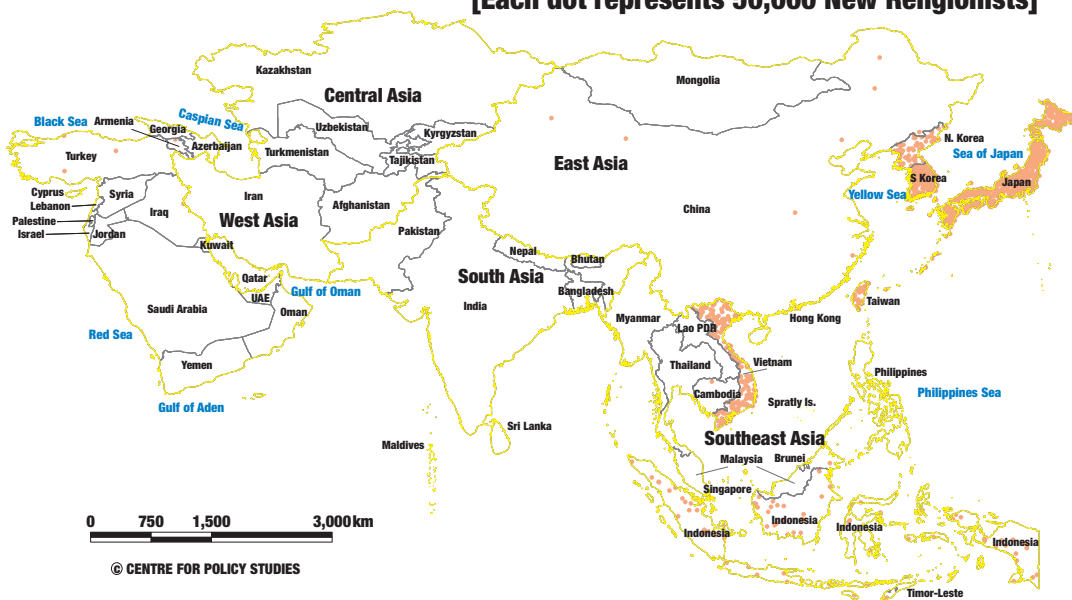


Notice the intense presence of Ethnic Religionists in the Koreas, Indonesia, Vietnam and Laos in 1900 and their continuing presence in the Koreas and Vietnam. Also notice, the increased presence of Ethnic Religionists in China and India, and even more so in Nepal and Myanmar.

ASIA 1900 DISTRIBUTION OF THE NEW RELIGIONISTS [Each dot represents 50,000 New Religionists]

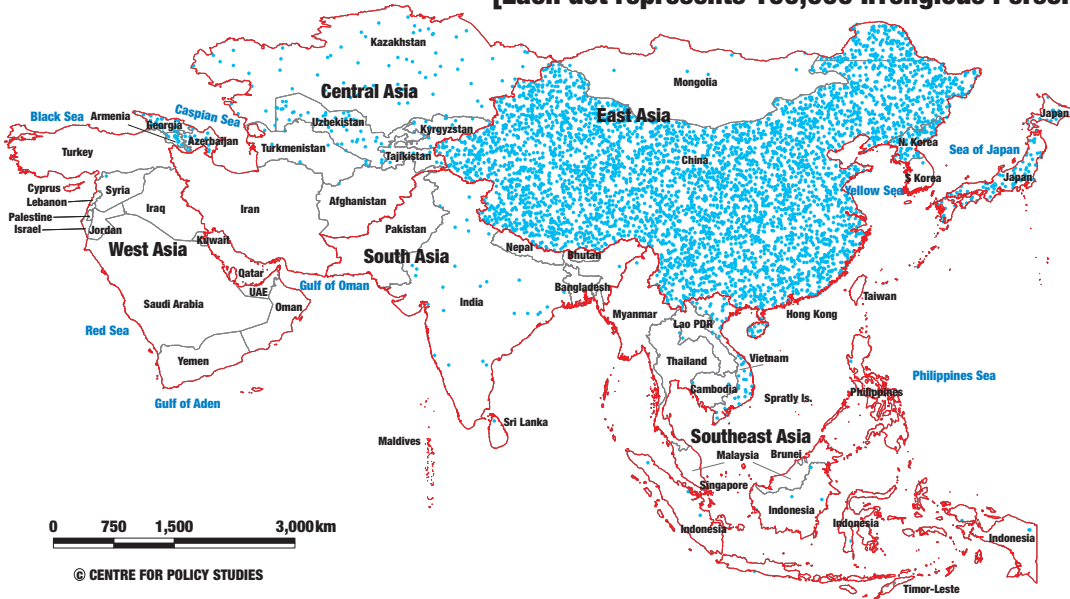


ASIA 2010 DISTRIBUTION OF THE NEW RELIGIONISTS [Each dot represents 50,000 New Religionists]

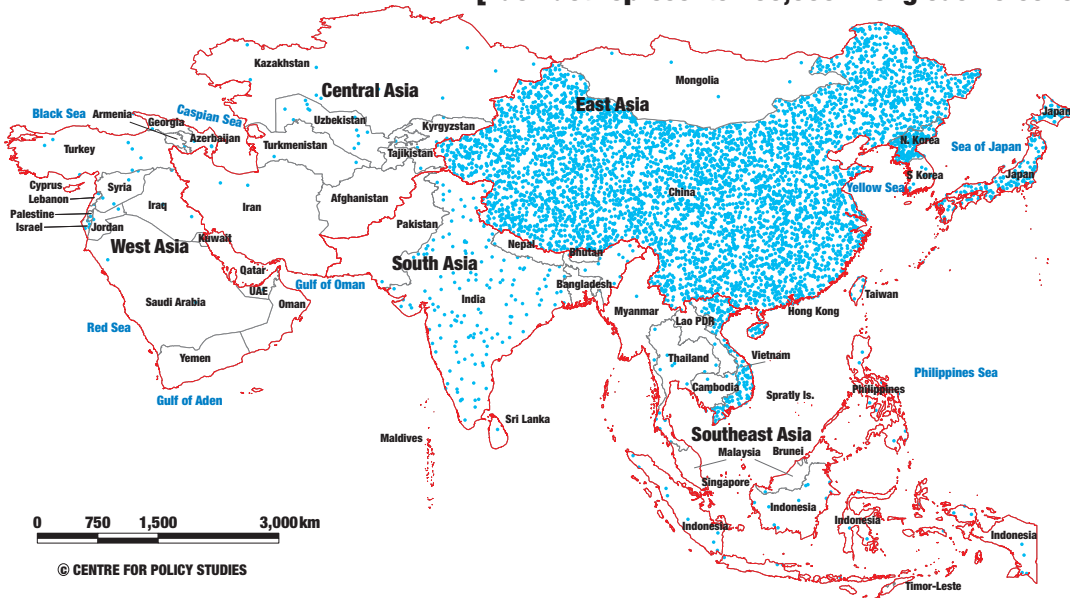


Notice that in 1900, New Religions are confined almost entirely to Indonesia and Japan. In 2010, their presence has become even more intense in Japan and they have acquired considerable numbers in Vietnam, South Korea and also North Korea. Their influence in Indonesia seems to have waned in recent past.

ASIA 1970
DISTRIBUTION OF THE IRRELIGIOUS
 [Each dot represents 100,000 Irreligious Persons]



ASIA 2010
DISTRIBUTION OF THE IRRELIGIOUS
 [Each dot represents 100,000 Irreligious Persons]



Between 2000 and 2010, there has been some decline in the number of the Irreligious in China, but their number in 2010 is larger than 1970. The noticeable number of the Irreligious in India in 2010 is not confirmed by the Census data. Maps of the share of the Irreligious in different countries give a better appreciation of the changes.

